

TOASTMASTERS
INTERNATIONAL

New LMS Explanation
新LMS説明会

Stefano Spillo
Program Quality Director (2024-2025) District 76

1.How to login to Basecamp



FIND A CLUB

Get excited with milestone memorabilia and resources!

Celebrating 100 Years

It's all about communication excellence, and for 100 years and counting, Toastmasters have been expressing themselves better, practicing, and evaluating in a fun club environment, shining all around the world.

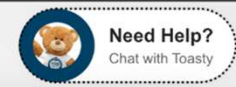
Find/visit a club



Search through Toastmasters world-class speakers for your next event:

Accredited Speakers

World Champions





Home / Welcome



Where can we take you today, Stefano?

Member Since: June 01, 2020 Member Number: PN-07788730


My Education and Achievements



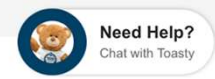
Go to Base Camp
Access your learning path and tutorials



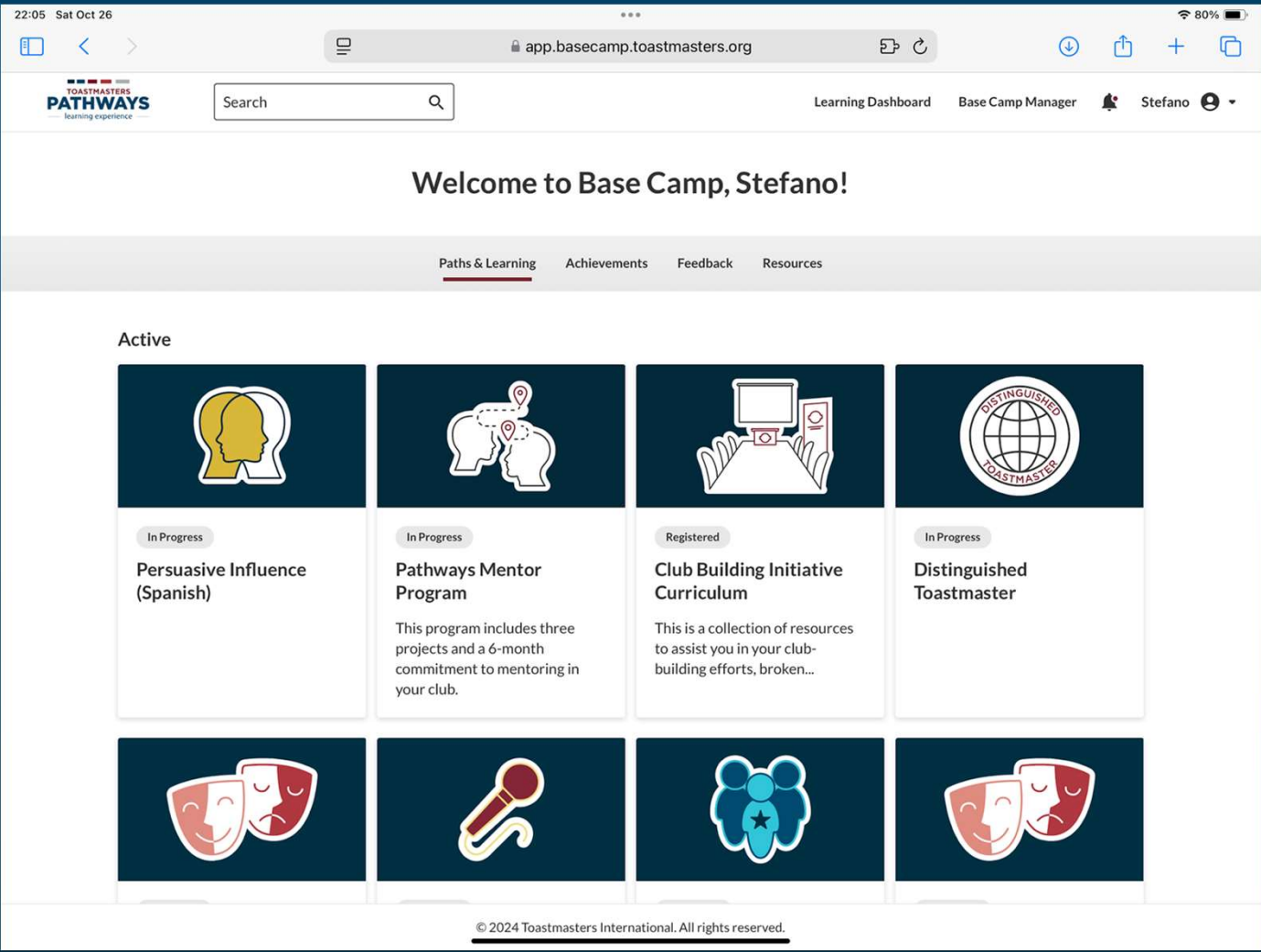
Learning Hub
All your education resources in one place



Achievement Board
Awards and recognition



Click "Go to Base Camp"



The Base Camp screen will be displayed

*Demonstration movie

17:44 Sun Oct 27

app.basecamp.toastmasters.org

Toastmasters International LMS

TOASTMASTERS PATHWAYS learning experience









Search

Learning Dashboard Base Camp Manager Stefano

Welcome to Base Camp, Stefano!

Paths & Learning Achievements Feedback Resources

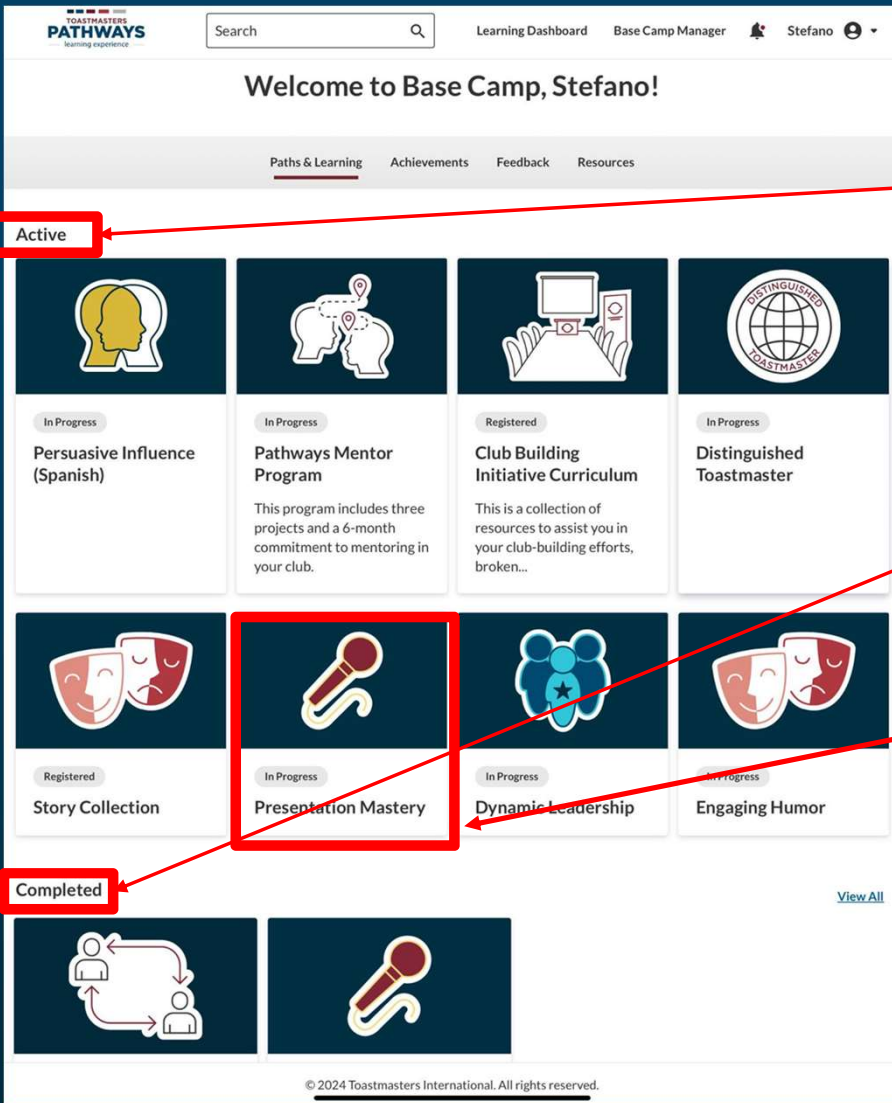
Active

 In Progress Persuasive Influence (Spanish)	 In Progress Pathways Mentor Program This program includes three projects and a 6-month commitment to mentoring in your club.	 Registered Club Building Initiative Curriculum This is a collection of resources to assist you in your club-building efforts, broken...	 In Progress Distinguished Toastmaster
			

© 2024 Toastmasters International. All rights reserved.

If you click Toastmasters Home, you will return to the previous screen

2. Explanation of Paths & Learning Screen



Active(Paths in progress)

Completed(Paths completed)

Click on the path to launch it
*For this example, Presentation Mastery is selected

*Demonstration movie

3. Navigating your Path

TOASTMASTERS PATHWAYS learning experience

Toastmasters8701
Presentation Mastery

Stefano

Home / Presentation Mastery / Path Completion / Reflect on Your Path / 9 of 9

Before You Move On

Bookmark this page

Progress 5% Complete

Overview

Path Completion

Reflect on Your Path

- Reflect on Your Path
- Your Assignment
- Learning in Reflect on Your Path
- What You Have Learned
- The Impact of Your Learning

Review Your Learning
Review all the material in this project.

Deliver Your Speech
Plan, practice, and deliver your speech.

Receive Your Evaluation
Receive your evaluation and complete any tasks required by your club.

Assess and Reflect
When all components of your assignment are finished, complete your self-reflection by adding what you have learned to the last column of the Know-Wonder-Learned activity.

The screen basically shows the last page when you previously accesses it.

To see the whole project, click on “Overview”

13:37 Sun Oct 27

app.basecamp.toastmasters.org

TOASTMASTERS PATHWAYS learning experience

Toastmasters8701 Presentation Mastery

Stefano

Presentation Mastery

Overview

Home / Presentation Mastery

Presentation Mastery
Pick up where you left off Resume

+ Expand all

Course Tools
Bookmarks

- 1 Level 1
 - Ice Breaker
 - Writing a Speech with Purpose
 - Introduction to Vocal Variety and Body Language
 - Evaluation and Feedback
 - Level 1 Completion
- 2 Level 2 ▼
- 3 Level 3 ▼
- 4 Level 4 ▼
- 5 Level 5 ▼

List of all the levels and the projects in each level is displayed

13:51 Sun Oct 27
app.basecamp.toastmasters.org

TOASTMASTERS PATHWAYS
Presentation Mastery

Home / Presentation Mastery / Level 1 / Ice Breaker / 1 of 14

Ice Breaker

Bookmark this page

Ice Breaker

About the Ice Breaker

You may have participated in an ice breaker activity at an event sometime in your life. These activities are designed to help people connect and get to know one another. Your Ice Breaker speech fulfills the same purpose.

The Ice Breaker marks the beginning of your new Toastmasters path. It is your opportunity to introduce yourself to the group and share something about yourself. You may choose to share anything from the reason you chose this particular path to something personal about your life.

Resources

Project Checklist	PDF File
Evaluation Resource	PDF File
Print the Ice Breaker Project	PDF File
Ice Breaker Speech Outline Worksheet	PDF File

< Previous Next >

© 2024 Toastmasters International. All rights reserved.

All the PDF resources required for the project can be found in this page

Click on Previous and Next to navigate the Project

4. Send the Evaluation form to your Evaluator

15:27 Sun Oct 27
app.basecamp.toastmasters.org

Ice Breaker
Part 1: Get Started
Introduction and Assignment
Learning in the Ice Breaker
Part 2: The Ice Breaker Speech
You and Your Goals
Prepare and Present
Part 3: After Your Speech
Understanding the Toastmasters Evaluation
Review and Apply
Complete Your Assignment
Part 4: Reflect on Your Learning
Complete Your Project
Before You Move On

For example: I know my strengths as a communicator.
what topic I want to talk about in my icebreaker

For example: I wonder about the structure of a basic speech.
how I can effectively deliver my message with vocal variety

For example: I learned to recognize the skills I need to develop to improve my communication (listening, thinking, and speaking) skills.
Add New Item

Use the Speech Log below to track your speech and save details to your Achievements Page. When you know who will evaluate your speech, select Save & Email to send them a notification and link to the evaluation resource for your project. Be sure to add any specific requests you may have before sending. You are free to return here to send, update, or adjust the log at any time.

Please add the details of your speech below.

Speech Title
[Text Input Field]

Speech Date
Select Date [Calendar Icon]

Club
Select Club [Dropdown Arrow]

Evaluator
Select Evaluator [Dropdown Arrow]

Evaluation form

Evaluation forms can be sent directly to your evaluator via Base Camp.

- Click on Complete Your Project
- Fill out the form with your speech title, date and select your evaluator
- Click on “Save & Email”

*Demonstration movie

16:22 Sun Oct 27 toastmasters.org

Welcome, Stefano | Find a Club | Start a Club | Contact Us Search

TOASTMASTERS INTERNATIONAL 100 YEARS

About | Education Programs | Membership | Resources | Magazine | Events | Shop

stefanospiro@gmail.com

Gender
Male [Edit](#)

Grays Yt Palace 301,
Toyo-Cho,134-0088,
JPN [Edit](#)

Membership History

Order History

My Privacy & Consents

Email

I want to be one of the first to know about opportunities like events, products, promotions, and webinars.

Yes No

I would like to receive emails related to my Toastmasters education progress and completion.

Yes No

I want to receive emails when club members or Speechcrafters give/request feedback and evaluations as part of the educational journey.

Yes No

I would like to receive promotions related to my Toastmasters learning journey.

Yes No

I understand that as a member/potential member, I will receive emails regarding my online account, membership, and/or Toastmasters leadership responsibilities in accordance with the Toastmasters Privacy Policy.

Yes

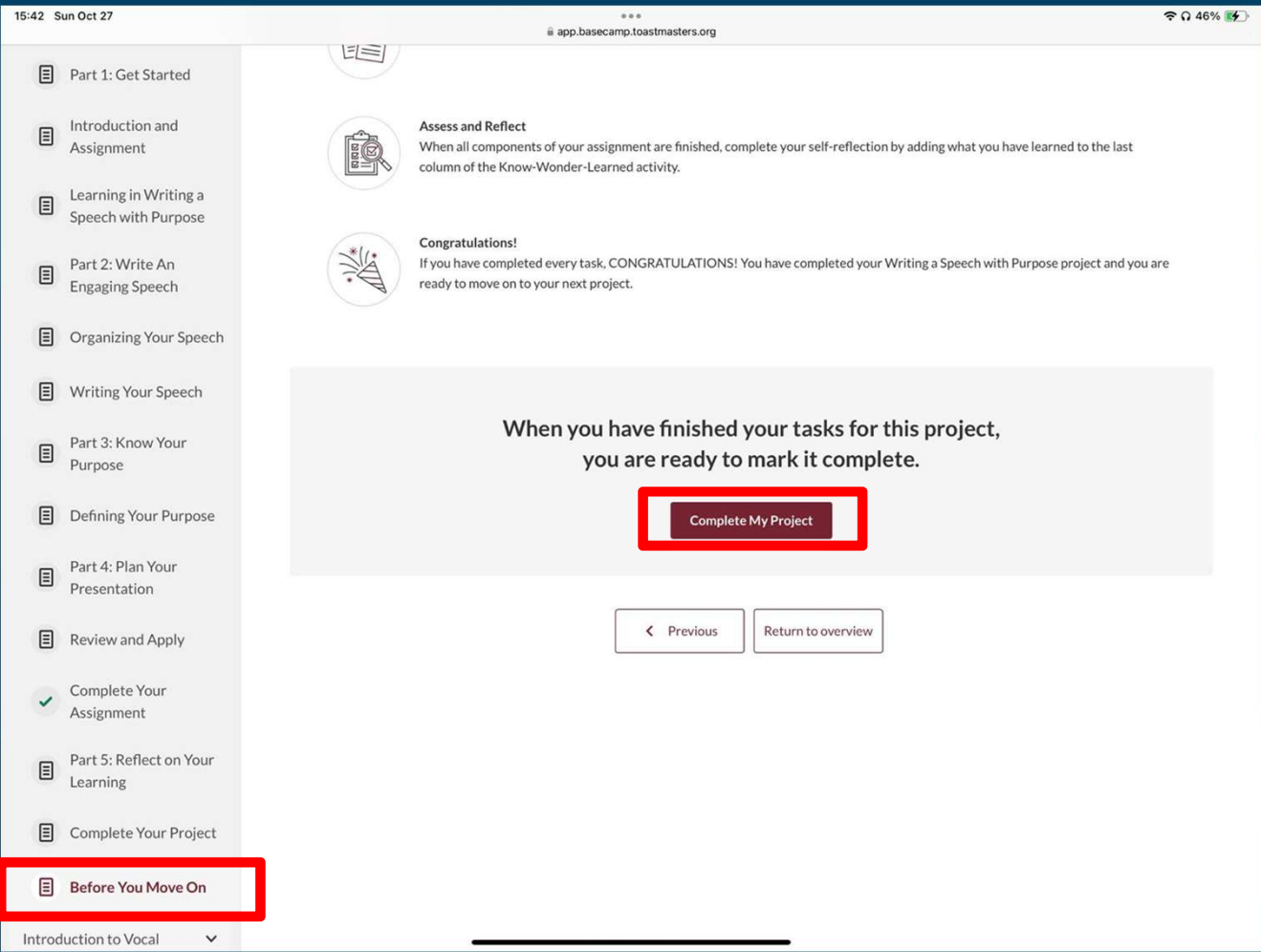
Mail

[Need Help?](#)
Chat with Toasty

If you are not receiving evaluation emails, see “My Privacy & Consent” of Toastmaster Home and check if this is set to “Yes”

*Demonstration movie

5. Complete a Project



When a project is finished, click on “Before You Move On.”

Click on “Complete My Project” to complete the project.

6. Complete a Level

TOASTMASTERS PATHWAYS Engaging Humor

Toastmasters8711 Engaging Humor

Stefano

Home / Engaging Humor / Level 5 / Level 5 Completion / 1 of 1

Level 5 Completion

Bookmark this page

When you have completed all projects in this level, including any required electives, you are ready to submit a level completion request to your Base Camp manager.

You are about to submit a completion request for this level. Once this level is complete, projects are still available to view at any time.

Submit Level 5 for completion.

Submit for completion with the desired club. Credit for this completion will be applied to the club shown here. If you belong to multiple clubs, select a club from this drop-down.

Club

Tokyo Midtown Toastmasters Club

Submit

< Previous Return to overview

When all the projects are completed, move on to Level Completion.

If all required projects are not completed, the submit button cannot be clicked

multiple clubs, select a club from this drop-down.

Club

Minami Aoyama business Toastmasters Club

Submit



Level Completion Request



A member in your club has reached an important milestone in the Toastmasters Pathways learning experience!

Stefano Spillo has finished Level 1 of the Dynamic Leadership path and submitted a completion request on October 24 for your approval.

To submit approval

If you're the Vice President Education (VPE), you are the primary club officer responsible for approving completion requests on Base Camp.

To approve this request, login to Base Camp and select Base Camp manager in the upper right corner. Before approving the request, make sure to confirm that Stefano Spillo completed all projects and required speeches for this level.

If you aren't the VPE, you are copied on this email to help provide support in your club as needed. All club officers are able to approve requests on Base Camp using the steps above. Ensure you know who is currently approving requests for your club and



All club officers (excluding the member who submitted the path completion request) will receive Level Completion Request notice via e-mail.

7.Achievement Screen

16:43 Sun Oct 27

app.basecamp.toastmasters.org

Toastmasters International LMS

TOASTMASTERS PATHWAYS learning experience

Search

Learning Dashboard Base Camp Manager Stefano

Welcome to Base Camp, Stefano!

Paths & Learning **Achievements** Feedback Resources

Achievements

Learning Badges — Collapse

All Earned Available to Earn

- Dynamic Leadership Path Completion
- Level 1 Dynamic Leadership
- Level 2 Dynamic Leadership
- Level 3 Dynamic Leadership
- Level 4 Dynamic Leadership
- Level 5 Dynamic Leadership
- Engaging Human - Level 1
- Engaging Human - Level 2
- Engaging Human - Level 3
- Engaging Human - Level 4
- Engaging Human - Level 5

© 2024 Toastmasters International. All rights reserved.

Completed Levels can be checked from the Achievements screen.

Toastmasters International LMS

TOASTMASTERS PATHWAYS learning experience


Search

Learning Dashboard Base Camp Manager Stefano

Paths & Learning **Achievements** Feedback Resources

All Earned Available to Earn

Share Badge



Level 1 Dynamic Leadership
Level 1 Dynamic Leadership

Share on

[in](#) LinkedIn [f](#) Facebook

[Copy URL](#)

Dynamic Leadership Path Completion

Level 5 Dynamic Leadership

Engaging Humor Path Completion

Level 5 Engaging Humor

Persuasive Influence Path Completion

Level 1 Persuasive Influence

Level 2 Persuasive Influence

Level 3 Persuasive Influence

Level 4 Persuasive Influence

Level 5 Persuasive Influence

© 2024 Toastmasters International. All rights reserved.

It is also possible to post the achieved project to social media

*Demonstration movie

The screenshot displays the 'Achievements' section of the Toastmasters Pathways Learning Dashboard. At the top, there is a search bar and navigation links for 'Learning Dashboard', 'Base Camp Manager', and a user profile for 'Stefano'. Below the navigation, there are tabs for 'Paths & Learning', 'Achievements', 'Feedback', and 'Resources'. The 'Achievements' tab is active, showing two main sections: 'Dynamic Leadership Certificates' and 'Speech Log'. The 'Dynamic Leadership Certificates' section features a card for 'Level 1' with a PDF icon and a download arrow. The 'Speech Log' section is expanded to show a list of presentations under three categories: 'Presentation Mastery', 'Icebreaker Speech Title', and 'Dynamic Leadership'. Each entry includes a microphone icon, the speech title, club name, evaluator, and date, along with an edit icon.

Category	Title	Club	Evaluator	Date	Action
Presentation Mastery	This is a test speech	Omotesando Bilingual Toastmasters Club	Ito Yuki	October 26, 2024	Edit
	Icebreaker Speech Title	Tokyo Midtown Toastmasters Club	Taka Miyawaki	October 28, 2024	Edit
Dynamic Leadership	New Pathways, let's get started!	SuMITRUST University Toastmasters		October 25, 2024	Edit

© 2024 Toastmasters International. All rights reserved.

If you scroll down in the achievements screen, you can also check the Certificates and Speech Log

8. Sending Feedback to members from the Feedback screen

Welcome to Base Camp, Stefano.

Member Feedback

Evaluation Feedback

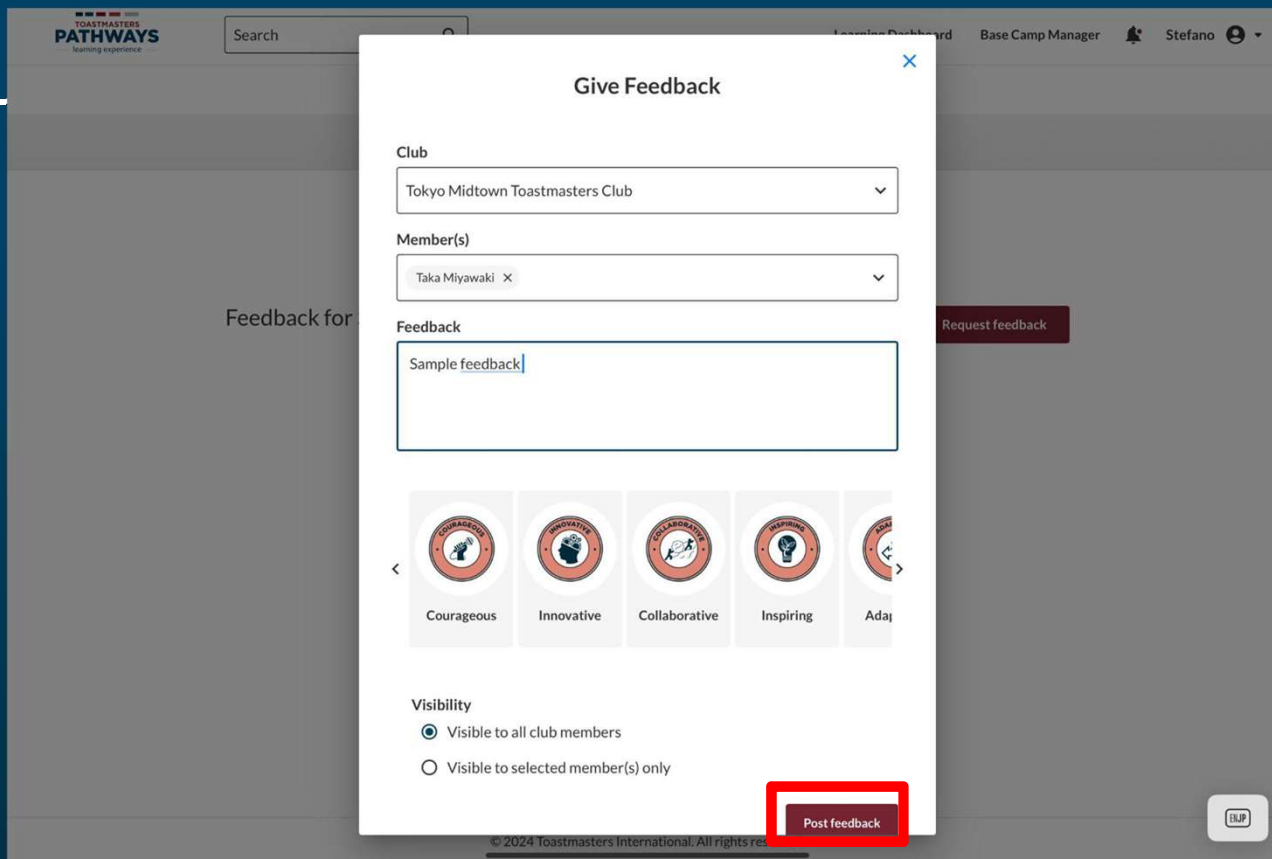
Feedback for Stefano

Give feedback

Request feedback

Select whether you want to give or receive feedback.

For this example, we will give feedback so click on “Give feedback”



- Select the club, member and badge that you want to send.
- Enter your feedback.
- Click on Post Feedback

You can also chose if you want the feedback to be visible to all members.

*Demonstration movie

BEWARE!

Some pathways become “legacy.”
= discontinued and cannot be selected for new purchase
*Those in progress can be advanced.

Effective Coaching
Innovative Planning
Leadership Development
Strategic Relationships
Team Collaboration

BEWARE!

The screenshot displays the Toastmasters Pathways Leadership Development interface. The top navigation bar includes the Toastmasters Pathways logo, the user's name 'Fumihiro', and the current path: 'Home / Leadership Development / Level 2 / Managing Time (Legacy) / 1 of 1'. The main content area is titled 'Managing Time' and features a 'Full screen' button. Below this, a progress indicator shows 'I have a good sense of how I use my time.' with five numbered steps (1-5) and a progress bar. Navigation buttons for 'BACK' and 'NEXT' are visible, along with 'Previous' and 'Return to overview' options at the bottom. The footer contains the copyright notice: '© 2024 Toastmasters International. All rights reserved.'

The screen of each project of legacy pathways stays the same as before.